REV	DATE	DESCRIPTION
00	12APR2020	INITIAL REVISION

NOTES:

1. (⊥) ALL VERTICAL SUPPORTS ARE PERPENDICULAR.
2. ▱ FLATNESS OF .5MM IS APPLIED BY DEFAULT.
3. ◺ WELD BEAD OF 2MM RADIUS IS FOLLOWED.
4. ▽▽ SURFACE FINISH MEDIUM TO SMOOTH IS USED.
5. ALL TUBES ARE AS PER APL APOLLO STANDARD. CHANGES MAY EFFECT THE LOAD CAPACITY.
6. ALL HORIZONTAL AND VERTICAL TUBES ARE PERPENDICULAR TO EACH OTHER WITH ±1 DEG.
7. FINE WELDNG IS REQUIRED AS PER MENTIONED DETAILS AND FINISHING.
8. HIGHER CURRENT WELDING MAY AFFECT THE BRITTLENESS OF MATERIAL WHICH LATER MAY RAISE TO WEAKENING OF STRUCTURE.
9. FABRICATORS ARE ALLOWED TO USE FITTINGS/FRAMES/SUPPORTS AS NEEDED AND THE SAME MUST BE COMMUNICATED BACK TO ENGINEERING TEAM.
10. LENGTH OF ALL LONGITUDINAL FRAMES ARE FOR REFERENCE ONLY AND SUBJECTED TO CHANGE PER REQUIREMENT.

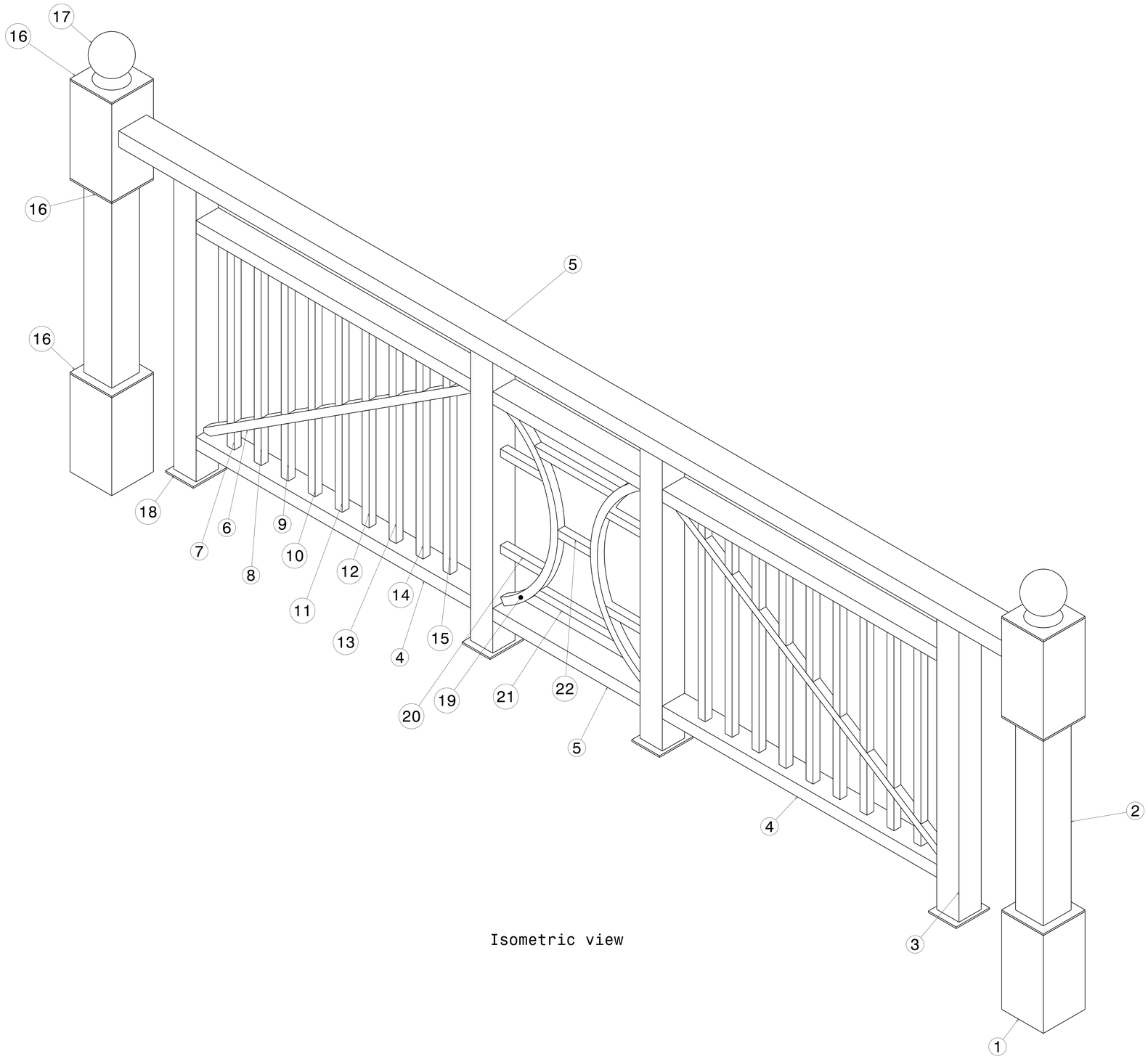

Isometric view

ITEM NO.	PART NUMBER	DESCRIPTION	QTY.	Wt(Kg)/Each
22	SQ Tube 131 Frame 22	25 X 25 X 1.6 X 118	1	.14
21	SQ Tube 131 Frame 21	25 X 25 X 1.6 X 286.2	2	.32
20	SQ Tube 131 Frame 20	25 X 25 X 1.6 X 152	4	.18
19	SQ CURVED TUBE 1	25 X 25 X 1.6 X SEE DETAILS	2	.9
18	RECT BOP 3	100 X 120 X 5	4	.06
17	DOOM BOP 2	SEE DETAILS	2	1.8
16	SQ BOP 1	150X 150 X 5	6	.9
15	SQ Tube 131 Frame 15	25 X 25 X 1.6 X 552	4	.66
14	SQ Tube 131 Frame 14	25 X 25 X 1.6 X 489.5	4	.59
13	SQ Tube 131 Frame 13	25 X 25 X 1.6 X 427.2	4	.51
12	SQ Tube 131 Frame 12	25 X 25 X 1.6 X 364.8	4	.44
11	SQ Tube 131 Frame 11	25 X 25 X 1.6 X 302.4	4	.36
10	SQ Tube 131 Frame 10	25 X 25 X 1.6 X 240.1	4	.29
9	SQ Tube 131 Frame 9	25 X 25 X 1.6 X 179	4	.22
8	SQ Tube 131 Frame 8	25 X 25 X 1.6 X 117	4	.15
7	SQ Tube 131 Frame 7	25 X 25 X 1.6 X 56	4	.07
6	SQ Tube 131 Frame 6	25 X 25 X 1.6 X 1173.2	4	1.4
5	RECT Tube 131 Frame 2	80 X 40 X 3.2 X 529.6	2	3.1
4	RECT Tube 131 Frame 1	80 X 40 X 3.2 X 986.8	4	5.6
3	SQ Tube 131 Frame 3	80 X 80 X 4 X 914.4	4	8.8
2	SQ Tube 131 Frame 2	100 X 100 X 5 X 600	2	9
1	SQ Tube 131 Frame 1	150 X 150 X 8 X 304.8	4	11

This drawing is our property. It can't be reproduced or communicated without our written agreement.

APL APOLLO TUBES LTD.

DRAWING TITLE: HANDRAIL PAGE 131

DRAWN BY: SB	DATE: 12APR2020	
CHECKED BY: P2P Analysis & Solutions	DATE: 12APR2020	
DESIGNED BY: P2P Analysis & Solutions	DATE: 12APR2020	

UNLESS OTHERWISE SPECIFIED
DIMENSION ARE IN MM
VIEWS: THIRD ANGLE PROJECTION

SIZE	DRAWING NUMBER	REV
A0	P2P_HANDRAIL_00131	00

SCALE: As Indicated | WEIGHT(kg): 0kg | SHEET 1 OF 5

REV	DATE	DESCRIPTION
00	12APR2020	INITIAL REVISION



Top view
Scale: 1:4

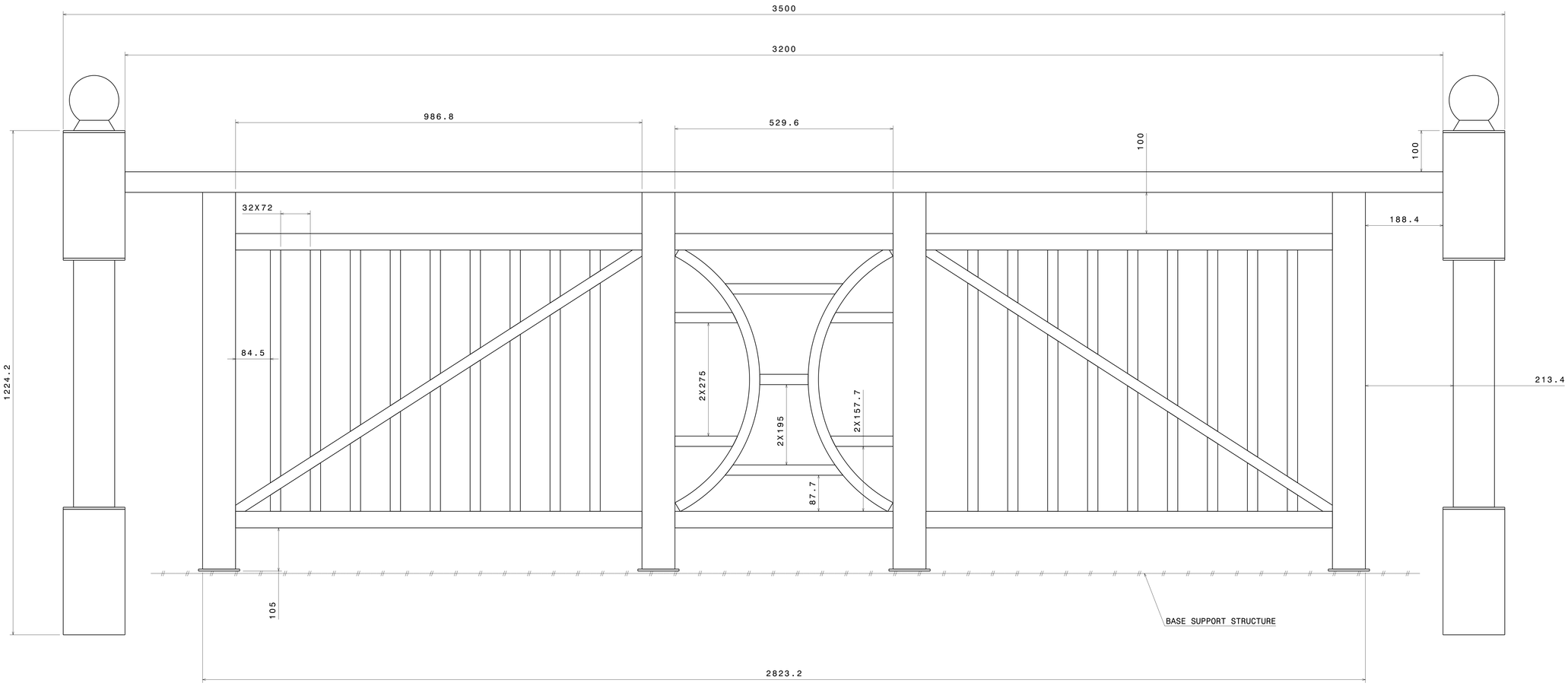

Front view
Scale: 1:4

UNLESS OTHERWISE SPECIFIED
DIMENSION ARE IN MM
VIEWS: THIRD ANGLE PROJECTION

This drawing is our property. It can't be reproduced or communicated without our written agreement.

APL APOLLO TUBES LTD.

DRAWN BY: SB	DATE: 12APR2020	DRAWING TITLE: HANDRAIL PAGE 131
CHECKED BY: P2P Analysis & Solutions	DATE: 12APR2020	SIZE: A0 / DRAWING NUMBER: P2P HANDRAIL 00131 / REV: 00
DESIGNED BY: P2P Analysis & Solutions	DATE: 12APR2020	SCALE: NONE / WEIGHT(kg): XXX / SHEET 2 OF 5

REV	DATE	DESCRIPTION
00	12APR2020	INITIAL REVISION

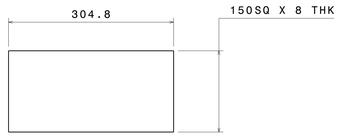

ITEM 1



ITEM 2



ITEM 3

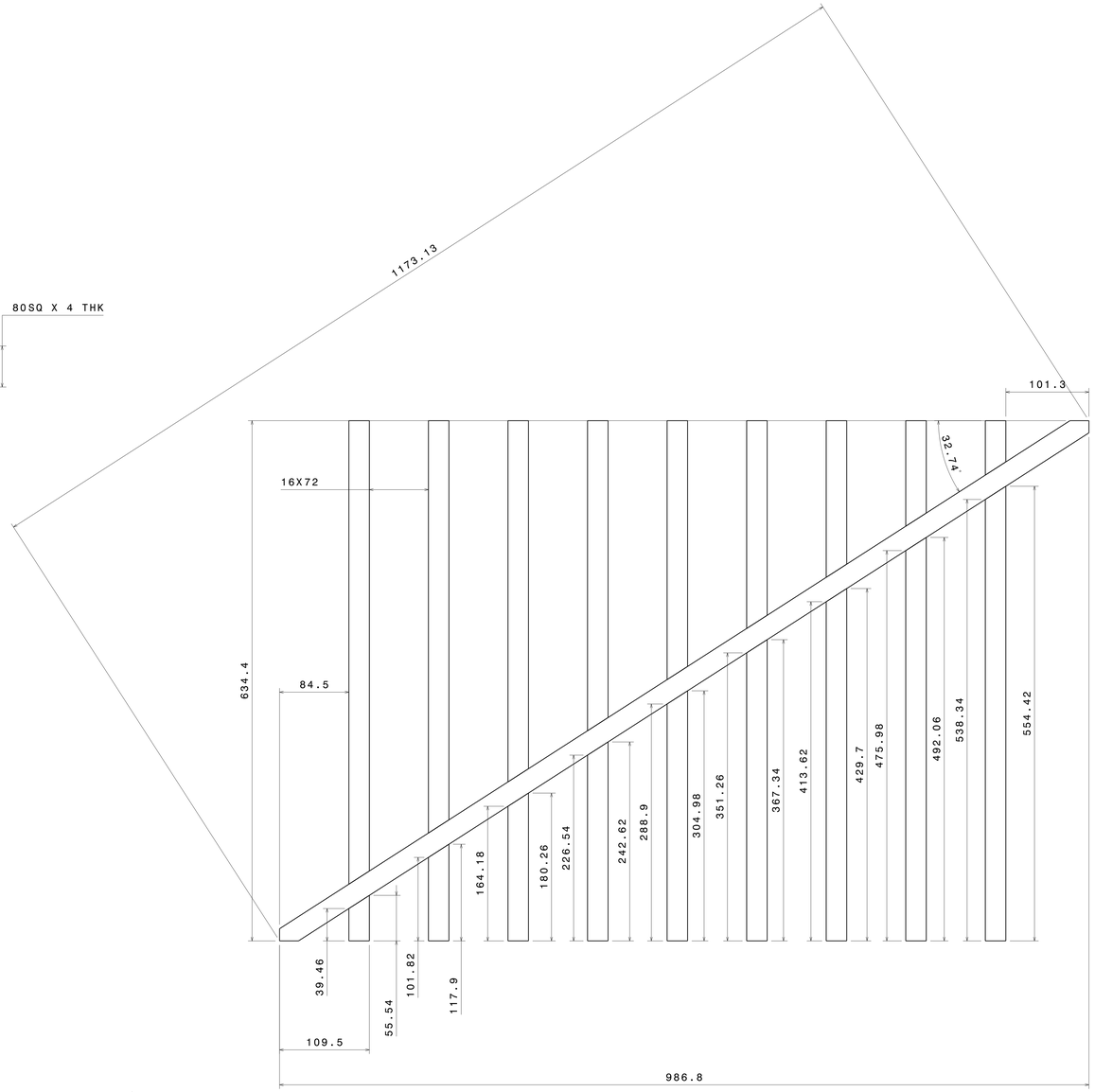

ITEM 6 TO ITEM ARE OF SAME CROSS SECTION 25 X 25 X 1.6

Left view
Scale: 1:4

ITEM 4

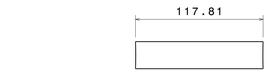

ITEM 22



ITEM 21

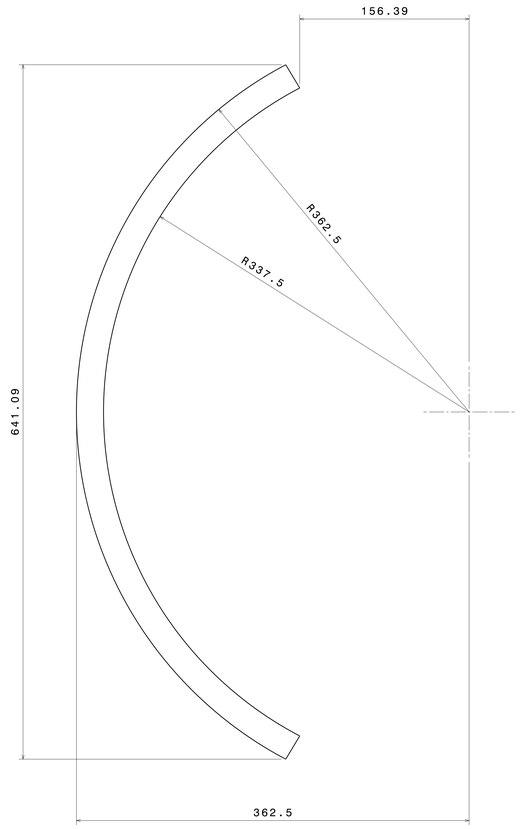

ITEM 19



ITEM 5

Right view
Scale: 1:4

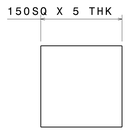

BOP 1,
ITEM 16

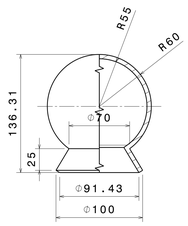

BOP2, ITEM 17

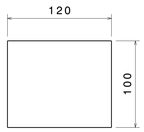

BOP 3,
ITEM 18



ITEM 20

UNLESS OTHERWISE SPECIFIED
DIMENSION ARE IN MM
VIEWS: THIRD ANGLE PROJECTION

This drawing is our property. It can't be reproduced or communicated without our written agreement.

DRAWN BY SB	DATE 12APR2020	APL APOLLO TUBES LTD.
CHECKED BY P2P Analysis & Solutions	DATE 12APR2020	DRAWING TITLE HANDRAIL PAGE 131
DESIGNED BY P2P Analysis & Solutions	DATE 12APR2020	SIZE A0 · DRAWING NUMBER P2P_HANDRAIL_00131 · REV 00
		SCALE NONE · WEIGHT(kg) XXX · SHEET 3 OF 5